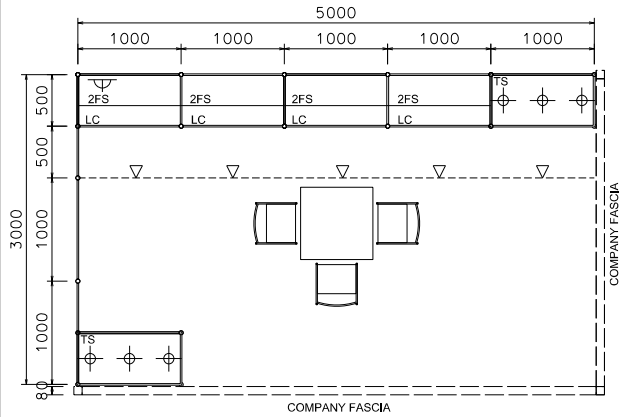



5M x 3M Smart Tech Zone Right Corner Deluxe Booth

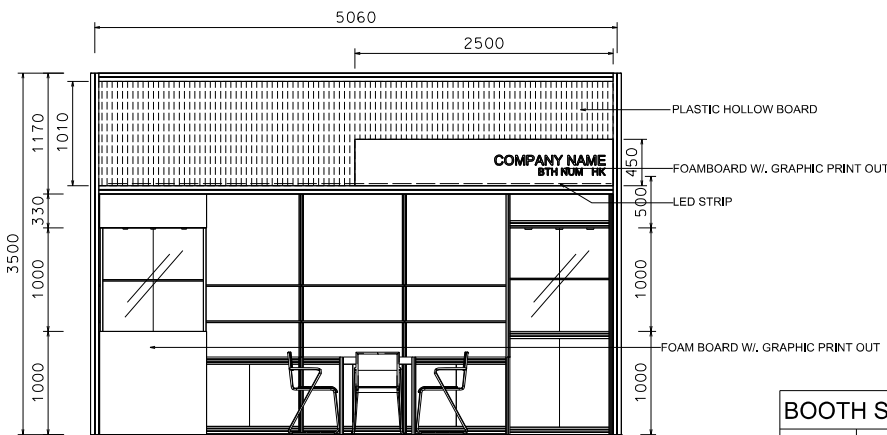
5米闊 x 3米深 x 3.5米高 右邊角位高級展台



PLAN



PERSPECTIVE



ELEVATION

BOOTH SPECIFICATIONS		QTY.
	2 LAYERS OF WOODEN DISPLAY SHELF W/ LOCKABLE CABINET	4
	TALL SHOWCASE 1000(W) X 900 (D) X 2800(H) (LOCKABLE SLIDING GLASS DOOR, 3 X 80W RECESS DOWNLIGHT INSIDE, 1 LAYER OF GLASS SHELF ABOVE & LOCKABLE CABINET UNDERNEATH)	2
	SPOTLIGHT 23 WATT ENERGY SAVING LAMP (YELLOW LIGHT)	5
	700W x 700D x 750H MEETING TABLE	1
	BLACK LEATHER CHAIR	3
	800W SOCKET	1
	RUBBISH BIN & CARPET (15sqm.)	