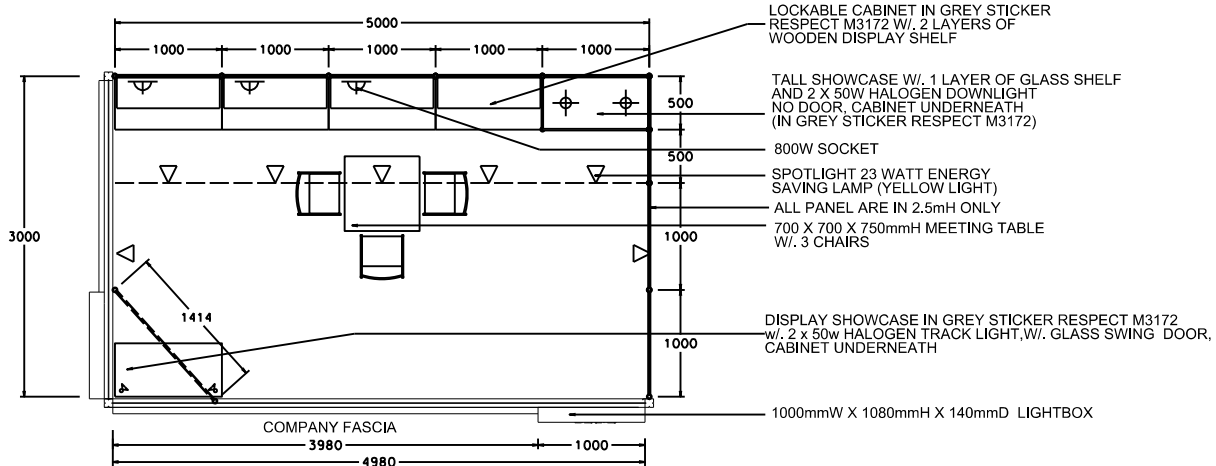


### OPTION E (LOW SHOWCASE - GREY)

### 5M x 3M Hall of Fame Booth (Left Corner)

五米乘三米品牌薈萃廊特級攤位 (左邊角位)



PLAN

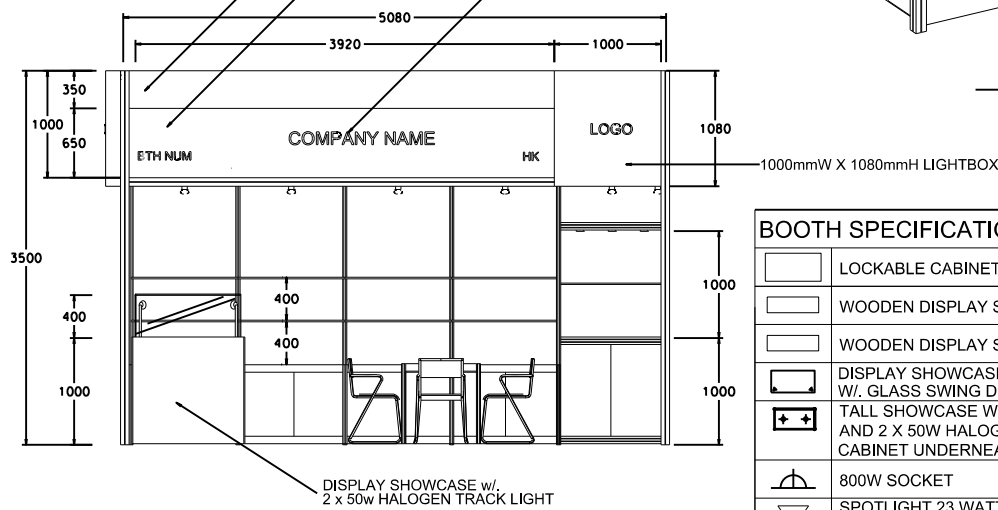
CONCEALED LIGHT TROUGH TO HIGHLIGHT COMPANY FASCIA (IN GREY COLOUR, RESPECT M3172/PANTONE 431c)

PLYWOOD COVER IN GREY COLOUR STICKER (RESPECT M3172) / PU PAINT SPRAY PANTONE 431C

STICKER RESPECT M3172/PANTONE 431c (GREY COLOR)

FASCIA BACKGROUND IN LIGHT GREY COLOUR, OR074/PANETONE COOL GREY 7

CO. NAME LETTERS IN WHITE



ELEVATION

DISPLAY SHOWCASE w/ 2 x 50w HALOGEN TRACK LIGHT

LOCKABLE CABINET IN GREY STICKER RESPECT M3172 W/ 2 LAYERS OF WOODEN DISPLAY SHELF

TALL SHOWCASE W/ 1 LAYER OF GLASS SHELF AND 2 X 50W HALOGEN DOWNLIGHT NO DOOR, CABINET UNDERNEATH (IN GREY STICKER RESPECT M3172)

800W SOCKET

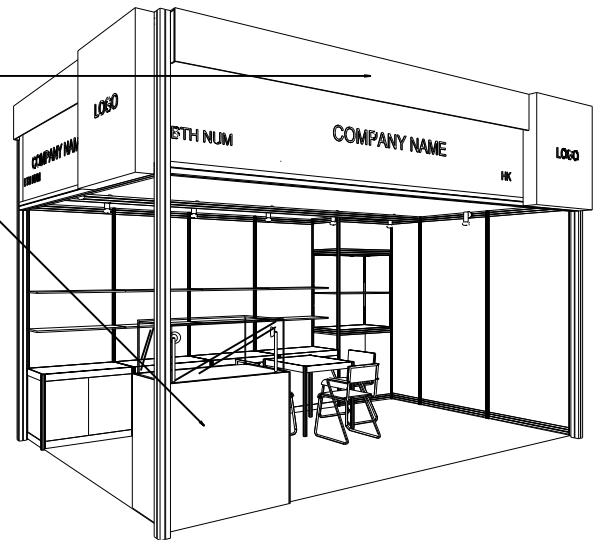
SPOTLIGHT 23 WATT ENERGY SAVING LAMP (YELLOW LIGHT)

ALL PANEL ARE IN 2.5mH ONLY

700 X 700 X 750mmH MEETING TABLE W/ 3 CHAIRS

DISPLAY SHOWCASE IN GREY STICKER RESPECT M3172 w/ 2 x 50w HALOGEN TRACK LIGHT, W/ GLASS SWING DOOR, CABINET UNDERNEATH

1000mmW X 1080mmH X 140mmD LIGHTBOX



PERSPECTIVE

BOOTH SPECIFICATIONS		QTY.
	LOCKABLE CABINET 1000L x 500W x 750H mm	4
	WOODEN DISPLAY SHELF FLAT (3000W X 300D mm)	2
	WOODEN DISPLAY SHELF FLAT (1000W X 300D mm)	2
	DISPLAY SHOWCASE W/ 2 X HALOGEN TRACK LIGHT W/ GLASS SWING DOOR, CABINET UNDERNEATH	1
	TALL SHOWCASE W/ 1 LAYER OF GLASS SHELF AND 2 X 50W HALOGEN DOWNLIGHT (NO GLASS DOOR) CABINET UNDERNEATH	1
	800W SOCKET	3
	SPOTLIGHT 23 WATT ENERGY SAVING LAMP (YELLOW LIGHT)	7
	700W x 700D x 750H mm MEETING TABLE	1
	BLACK LEATHER CHAIR	3
	CEILING BEAM	5M
	RUBBISH BIN & CARPET (15sqm.)	